Doorlife

OPEN YOUR HOME

ISTRUZIONI DI MONTAGGIO
PORTA SPACE

SISTEMA INVISIBILE PER PORTE SCORREVOLI CON FERMI AMMORTIZZATI



SENSO DI APERTURA

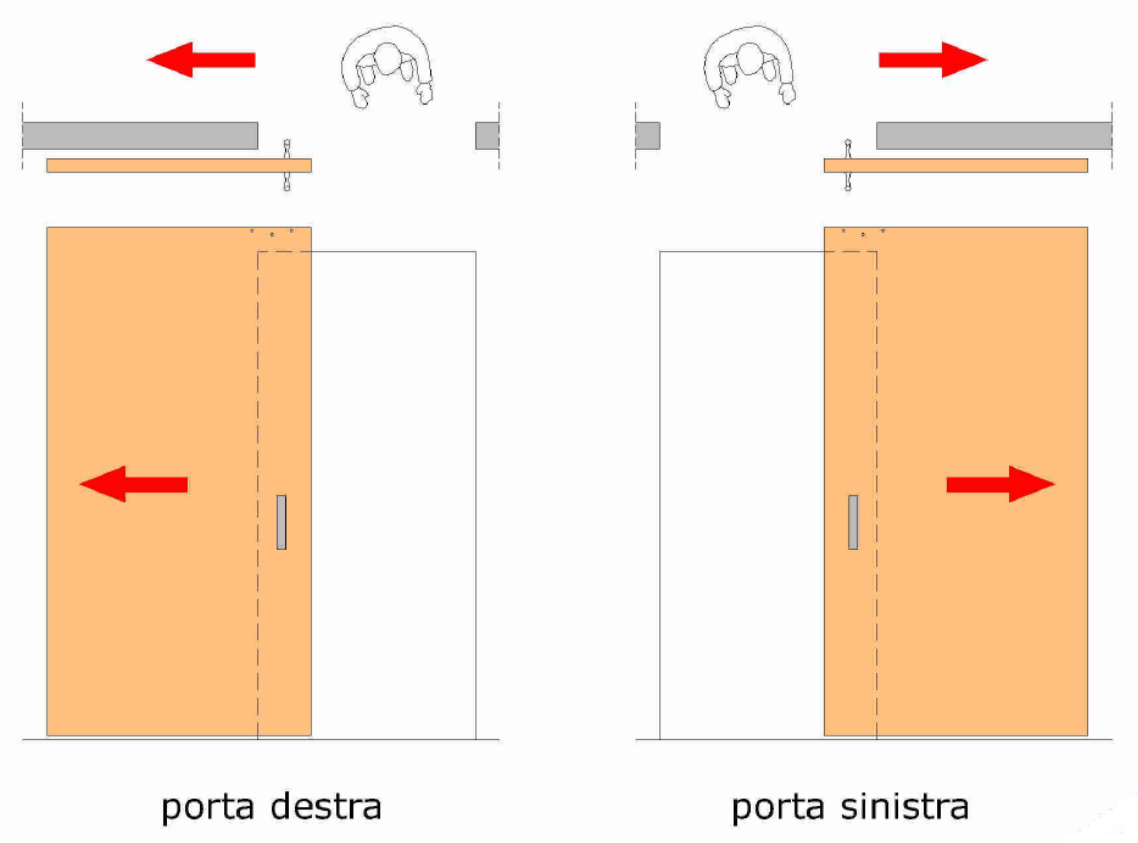

COMPONENTI	KIT ACCESSORI
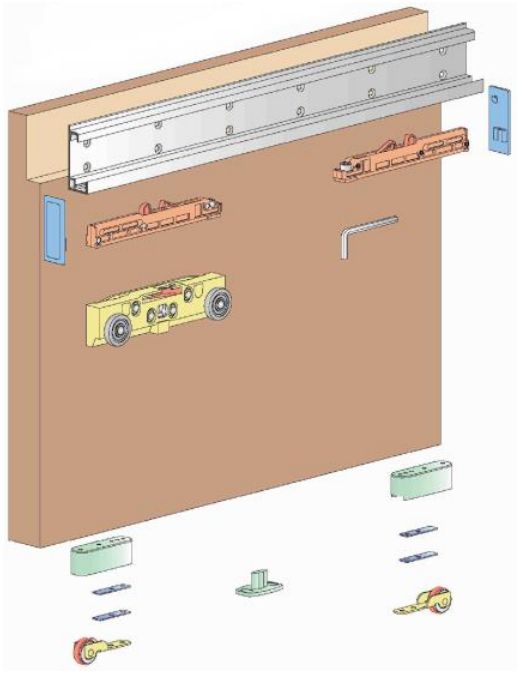	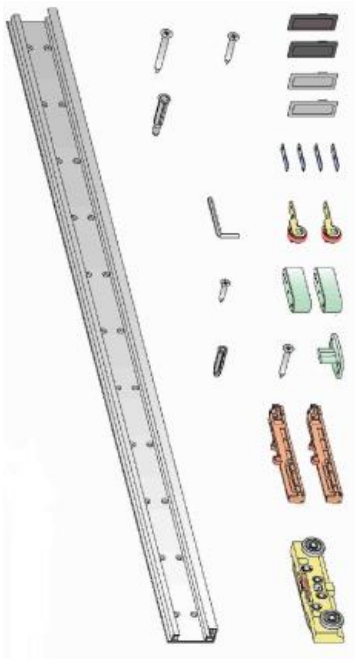

dimensioni porta e vano muro

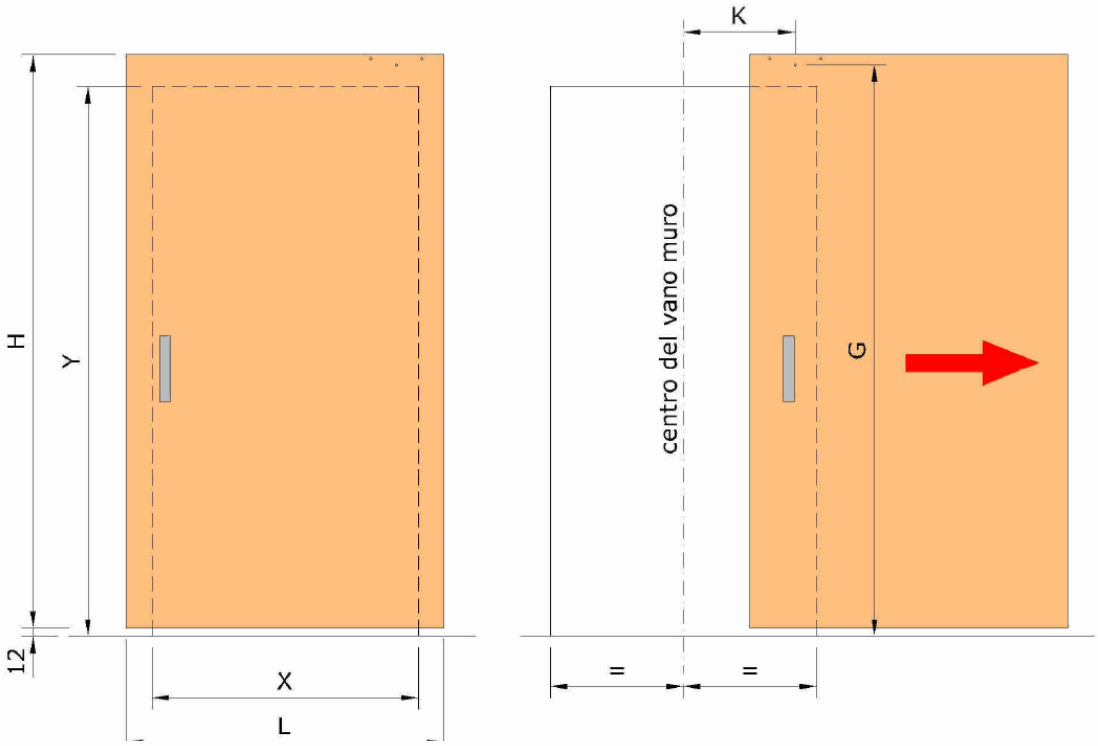

Dimensioni porta:
- Altezza (H) = 2150/2200/
  2250/2300 mm
- Larghezza (L) = 760/860/
  960/1010 mm

Dimensioni vano muro:
- Altezza (Y):
  min=2000, max=2200 mm
- Larghezza (X):
  min=600, max=950 mm

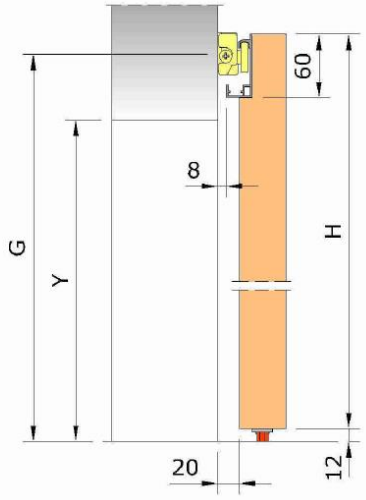

PROCEDURA DI MONTAGGIO

Fissare il profilo superiore

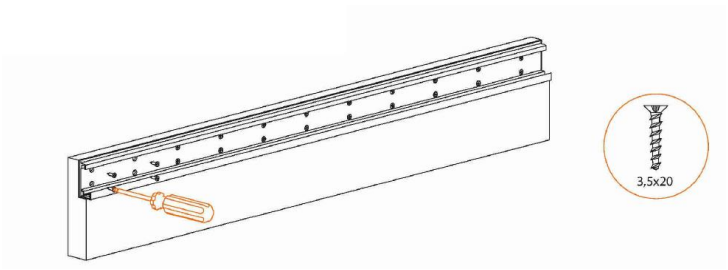

Posizionare gli ammortizzatori

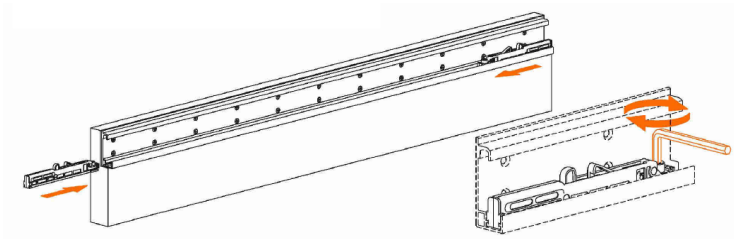

Fissare le ruote inferiori

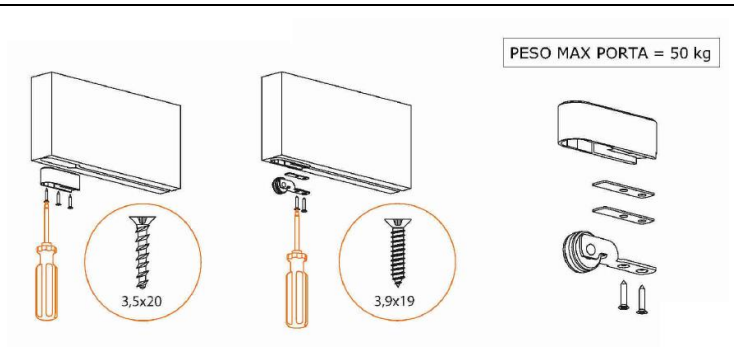

Posizionare sul muro la piastra con ruote

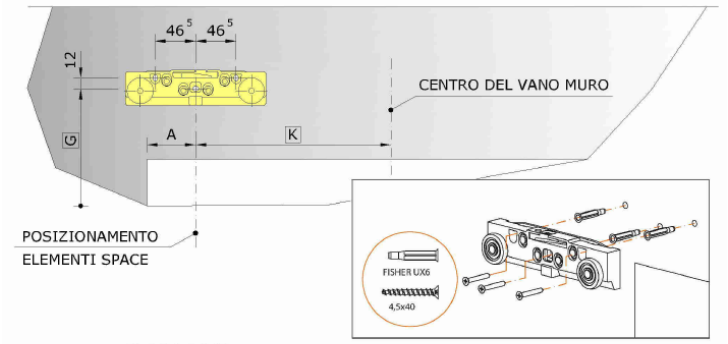

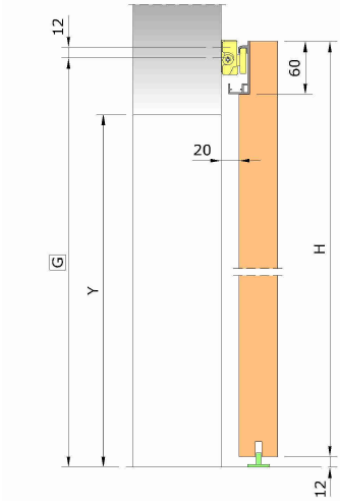

X		L	K	A	B	D
A	950	1010	420	55	30	810
DA	901			30	55	786
A	900	960	395	55	30	760
DA	801			5	80	711
A	800	860	345	55	30	660
DA	701			5	80	611
A	700	760	295	55	30	560
DA	600			5	80	510

Y		H	G
A	2200	2300	2292
DA	2151		
A	2150	2250	2242
DA	2101		
A	2100	2200	2192
DA	2051		
A	2050	2150	2142
DA	2000		

Tutte le misure sono espresse in mm

Posizionare il fermo a pavimento	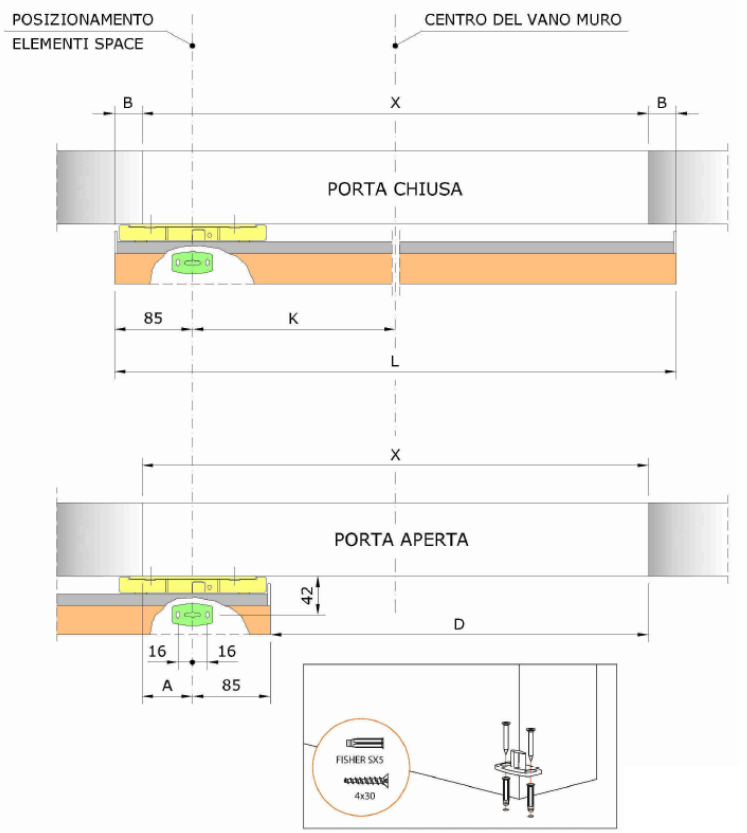
Posizionare la porta	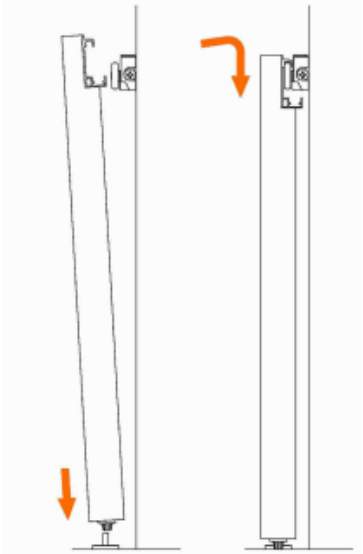
Regolare il carrello	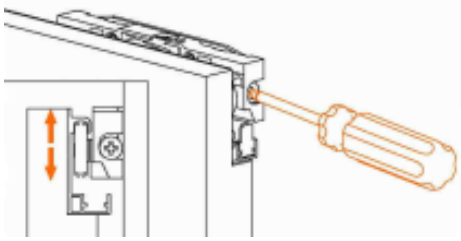
Attivare l'antisganciamento	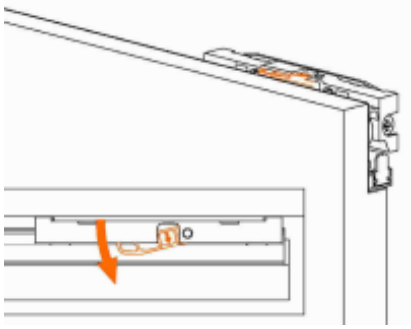

Caricamento automatico fermo ammortizzato	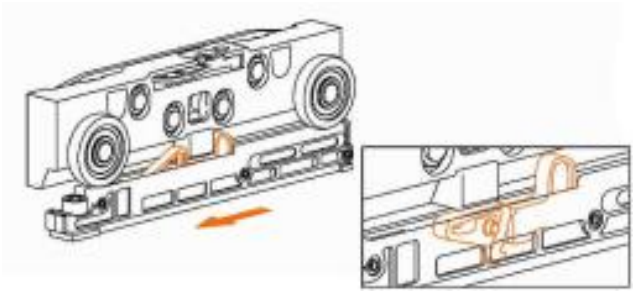
Posizionare i tappi laterali	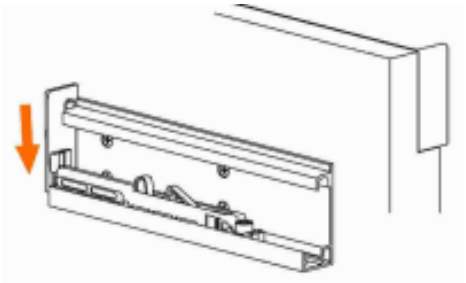
MONTAGGIO MANIGLIONE ESTERNO (optional)	
Posizionamento maniglione verticale tipo modello Sogno	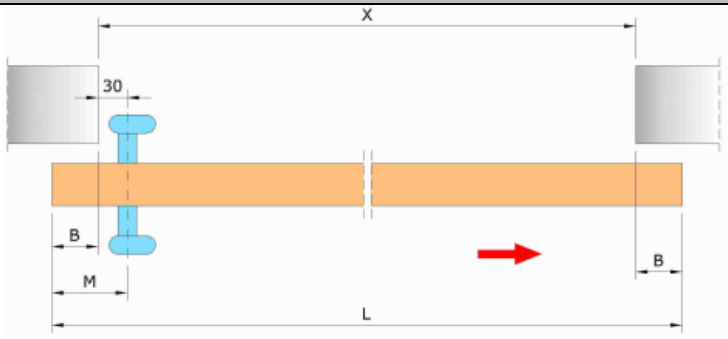

Le misure si riferiscono al maniglione mod. Sogno fornito su richiesta

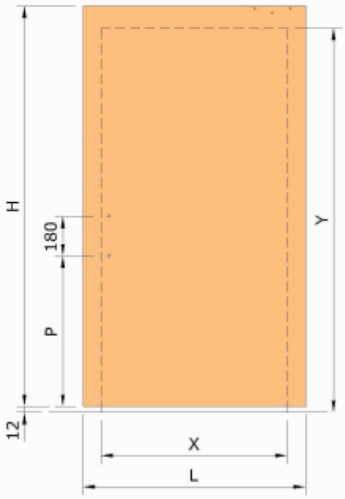

X		L	M	B
A	950	1010	60	30
DA	901		85	55
A	900	960	60	30
DA	801		110	80
A	800	860	60	30
DA	701		110	80
A	700	760	60	30
DA	600		110	80

Y		H	P
A	2200	2300	MAX 1060 MIN 860
DA	2151		
A	2150	2250	
DA	2101		
A	2100	2200	
DA	2051		
A	2050	2150	
DA	2000		

Tutte le misure sono espresse in mm

Posizionamento maniglione verticale tipo modello Elle

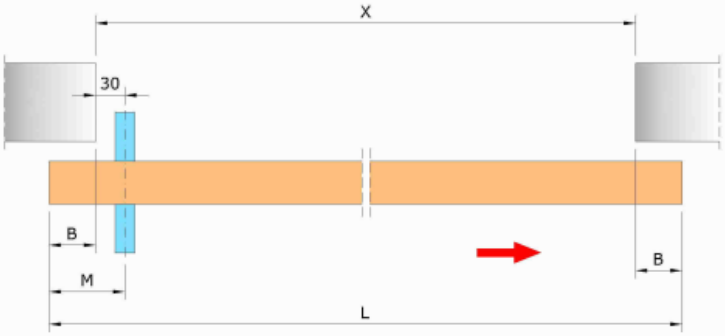

Le misure si riferiscono al maniglione mod. Elle fornito su richiesta

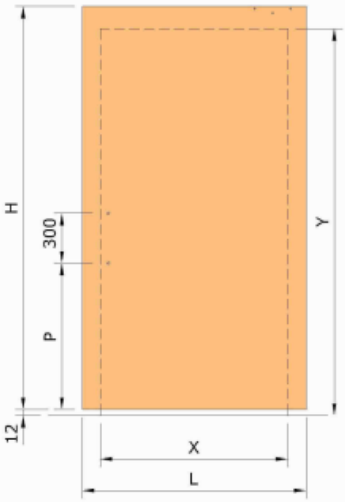

X		L	M	B
A	950	1010	60	30
DA	901		85	55
A	900	960	60	30
DA	801		110	80
A	800	860	60	30
DA	701		110	80
A	700	760	60	30
DA	600		110	80

Y		H	P
A	2200	2300	MAX 940 MIN 860
DA	2151		
A	2150	2250	
DA	2101		
A	2100	2200	
DA	2051		
A	2050	2150	
DA	2000		

Tutte le misure sono espresse in mm